

# MAC / OSX

## Wireless and Internet instructions for BYOD computers

When logging in, your username will look like:  
Student - **first.last1**  
Staff - **first.last1@detnsw**

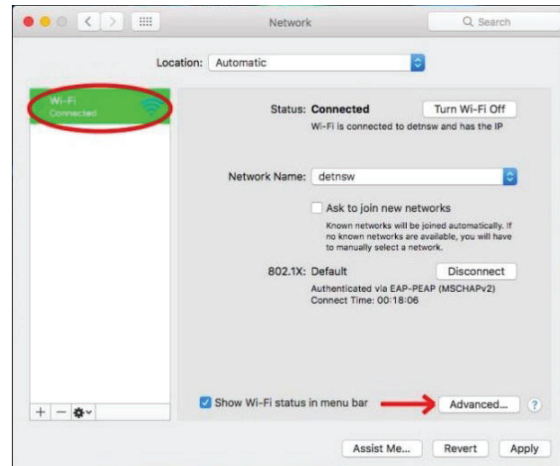
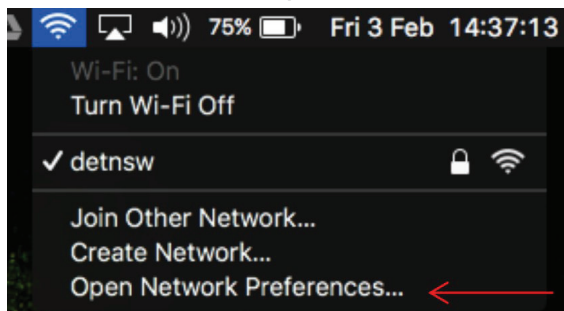
### Part A: Connect to Wireless—Do this once

**Step 1:** Click on the **wireless icon** at top-right and choose **detnsw**

**Step 2:** Enter your **username** and **password**

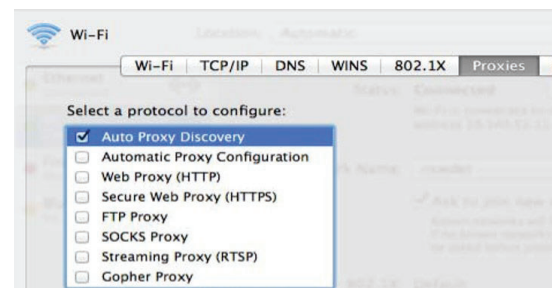


**Step 3:** Go to **Open Network Preferences** then press **Advanced**



**Step 4:** Click the **"Proxies" tab**

**Step 5:** Tick **"Auto Proxy Discovery"** then **OK**, then **Apply**



### Part B: Connect to the internet—Do this every day

**Step 1:** Open a web browser

**Step 2:** Open the site  
<http://detnsw.net>

**Step 3:** Log in with the same **username and password as for WiFi**

You will now be able to use the Internet for 8 hours.

