



# PDM

## 200 Hour

Photographic & Digital Media


Stage 5 Course

Subject Selection

*Building Future Shapers*

*Creative Skills & Capabilities*

[Click Here](#)



# PHOTOGRAPHIC & DIGITAL MEDIA

## Stage 5 200hr Course Option

### WHAT WILL YOU GAIN BY CHOOSING THIS SUBJECT?

The Photographic and Digital Media course is designed to stimulate, reflect and build on student understandings of the world in photographic and digital media forms. Much of student knowledge of the world, notions of cultural and self-identity come from photographic images that permeate the arts and design, television, film, video, internet, and multimedia. In studying this course, students will learn to understand, write about and represent their ideas and interests about the world, and to engage in contemporary forms of communication.

### CONTENT, SKILLS, TECHNIQUES & CAPABILITIES YOU WILL LEARN

#### Making

Students learn 21st Century futures skills using a range of traditional and contemporary photographic and digital processes, a host of hardware and software learning digital techniques in still, interactive and moving forms to build a captivating portfolio of works.

#### Critical and Historical Interpretations

Students enhance their literacy & critical thinking - studying leading practitioners in the field of photographic and digital media that create impact through their practice.

Students apply the **Big Questions** and **Conceptual Frameworks** to inform their understanding of the power of images.

#### Technology Skills


Students will develop skills and techniques using current professional digital equipment & software – including DSLRs, Professional Lighting Studio, Adobe Creative Suite (Premiere, Photoshop, and Illustrator).

#### Making

Create Digital artwork Images, short Films and animations, Web Pages and an online portfolio to showcase work, Gifs and Photographic Artworks to build an abundance of skills and experiences exploring material and conceptual practice.

#### Appreciation of Current Practice

An appreciation and understanding of the artistry in visual and digital imaging, drawing on the practice of contemporary practitioners to inform their own ideas and making.






# Stage 5 – 200 hr Course Description (Year 9)

## 1. Photography 101 – Masters of Photography

Students create a portfolio of Photographs that appropriate and respond to works by famous photographers across the genres of still life, landscape, portraiture and architectural photography. Learn technical skills in using a DSLR camera 'off-auto', while incorporating techniques in composition. Explore the essentials of Adobe Photoshop and Lightroom in order to edit and refine high quality photographs.

In Critical and Historical Studies students create a video presentation that applies their understanding of the material and conceptual practice of a chosen 'master of photography', and how they utilise techniques and ideas to explore conventions in their photography.



## 2. Still Life – Objects in Natural and Studio Lighting.

Students create a collection of refined Photographs that explore the Still Life genre using a range of techniques including Studio Lighting, Long Exposure (light painting), Macro Lens and Scanography. Extend skills in using Adobe Photoshop and Lightroom in order to create striking works. In Critical and Historical Studies students explore the practice of contemporary photographers who explore the Still Life genre in innovative and conceptually rich ways. Depending on COVID and other circumstances, there is potential for an excursion to the Sydney VIVID festival.

## 3. The Moving Image – Animation & Short Film.

Students undertake hands on experience creating stop motion animation with sound effects, animated GIFs bringing still images to life, claymation and creating a zoetrope/zoopraxiscope to explore traditional origins of animation. Students explore how to use filming and editing techniques along with subject matter in order to communicate ideas to their audience.

Students study and write about Animation artists that reflect on the world around them, from social to environmental issues.

## 4. Alternative Photographic Processes – Beyond the Digital Camera

Students explore historical and contemporary approaches to the photographic process that go beyond the digital camera. Techniques explored include but are not limited to projection, scanography, collage, 3D photo-sculpture, cyanotype and photograms. This unit encourages creative risk-taking, enabling students to follow their interests in creating photographic/digital/3D works.

Students research, write about and integrate the practice of past traditions exploring the concept of the Cabinet of Curiosities and its historical implications.

## Stage 5 – 200 hr Course Description (Year 10)

### 5. Capturing a Portrait – Studio Portraiture, Characters & Surrealism

Students explore the topic of 'Capturing People', which includes Portrait Photography, Character Impersonations, and surreal editing in Adobe Photoshop. Students research and integrate the practice of famous and innovative Portrait photographers and digital artists.

Students study and write about photographers that explore constructions of identity and cultural ideas in their work.



### 6. On Screen – Creating a Short Film & Laser Cut Film Poster

Introduction to film and editing using DSLR cameras and Adobe Premiere Pro, lighting studio and green screen. With a focus on post-production editing skills to produce a short film, and options to include animation. Students will utilise graphic design to create a 3D laser cut film poster to promote their film.

Students study and write about film makers who explore a variety of themes and who integrate unique aesthetic styles to communicate ideas.

### 7. Subverted Landscapes – Subverting Conventions in Landscape

Explore the practice of environmental and architectural photography in unconventional ways, exploring the potential of post-production to create new understandings of our experience of place.

Students study and write about photographers and digital artists that explore conventions and a unique visual language to expand or subvert the genre of landscape imagery.

### 8. Self-Directed Project – Differentiated Extension Enrichment Project

Self-directed photographic mini Body of Work inspired by ArtExpress. Students undertake a self-directed mini Body of Work that is framed by a Big Idea, valuing student autonomy and creative problem solving. The DEEP Task values risk taking and supports a growth mindset. Students research and integrate the practice of photographic practitioners in guiding the development of their own photographic and/or digital work.

60% Making + 40% Critical and Historical Interpretations.


There will be 1 Theory and 1 Practical assessment per semester.

**YES!! YOU CAN CHOOSE TWO ART ELECTIVES!**

You may select Visual Arts AND Photographic & Digital Media.



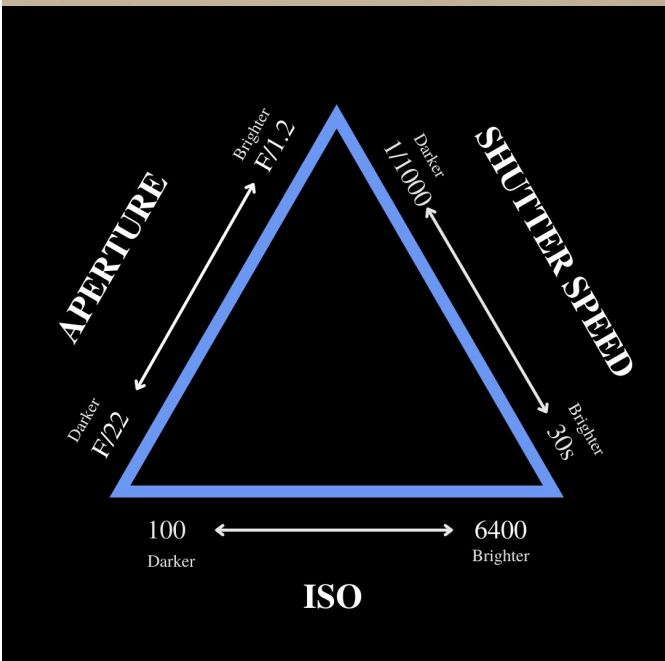
You don't  
take a photograph,  
you make it.  
-Ansel Adams



**Build your futures skills and capabilities in 21st Century Multimedia Equipment, expressive forms and software.**

Access our wide range of professional photography tools, equipment, software and purpose-built digital studio to create cutting edge works using:

- Canon 700D DSLR cameras
- Canon 6D full frame + wide angle lens
- Adobe Creative Suite
- Specialty lenses (macro, portrait and telephoto)
- Underwater camera
- Flash mount
- Reflectors and Lighting





## Who is eligible for this course?

Anyone who has an interest or passion for photography, filmmaking or digital imaging.

### Questions to consider when choosing this course:


- *Do you want to strengthen your visual communication and digital skills?*
- *Do you have the desire to learn the art of PHOTOGRAPHY? Are you passionate about FILM?*
- *Do you want a creative outlet to express yourself? Do you want to challenge yourself by learning new skills? Do you have a keen sense of aesthetic?*
- *Do you want to acquire computer and technology skills? Do you want to develop 21<sup>st</sup> Century skills of Collaboration  
Communication - Critical thinking – Creativity?*

**If you answered 'YES' to any of the questions above then this course is for YOU.**



## What will you experience and learn in this course?


- You will learn about contemporary and traditional photographic practices
- How to use the Adobe Creative suite including Lightroom, Photoshop, Premiere Pro and Illustrator.
- Gain experience with digital forms both still and moving
- Learn how to use a DSLR camera for both photography and film
- Develop a range of photographic techniques
- Work individually and collaboratively with your peers to develop your teamwork skills
- Be exposed to opportunities to participate in exhibitions and competitions
- Create an online portfolio of your work throughout the course



## OUTSTANDING ACHIEVEMENT in external competitions

- Videos for Change
- V Fest
- Arts North Film Festival
- ACMI Screen It





Photography takes an instant out of time,  
altering life by holding it still.

DOROTHEA LANGE



**Telephone:**

(61) (02) 9922 6666

**Facsimile:**

(61) (02) 9957 5098

**Email:**

[Northsydgi-h.school@det.nsw.edu.au](mailto:Northsydgi-h.school@det.nsw.edu.au)

**Address:**

North Sydney Girls High School  
365 Pacific Highway  
(Pacific Highway & Cnr David Street)  
Crows Nest, NSW, 2065  
Australia

