



# PDM

## 100 Hour

Photographic & Digital Media  
Stage 5 Course

Subject  
Selection

*Building Future Shapers*

*Creative Skills & Capabilities*

[Click Here](#)



# PHOTOGRAPHIC & DIGITAL MEDIA

## Stage 5 100hr Course Option

### WHAT WILL YOU GAIN BY CHOOSING THIS SUBJECT?

The Photographic and Digital Media course is designed to stimulate, reflect and build on student understandings of the world in photographic and digital media forms. Much of student knowledge of the world, notions of cultural and self-identity come from photographic images that permeate the arts and design, television, film, video, internet, and multimedia. In studying this course, students will learn to understand, write about and represent their ideas and interests about the world, and to engage in contemporary forms of communication.

**\*You CAN choose Photography 100hr in Year 9 and 10.**

### CONTENT, SKILLS, TECHNIQUES & CAPABILITIES YOU WILL LEARN

#### Making

Students learn 21st Century futures skills using a host of hardware and software learning digital techniques in still, interactive and moving forms to build a captivating portfolio of works.

#### Critical and Historical Interpretations

Students enhance their literacy & critical thinking - studying leading practitioners in the field of photographic and digital media that create impact through their practice. Students apply the **Big Questions** and **Conceptual Frameworks** to inform their understanding of the power of images.

#### Technology Skills

Students will develop skills and techniques using current professional digital equipment & software – including DSLRs, Professional Lighting Studio, Adobe Creative Suite (Premiere, Photoshop, and Illustrator).


#### Making

Create Digital artwork Images, short Films and animations, Web Pages and an online portfolio to showcase work, Gifs and Photographic Artworks to build an abundance of skills and experiences exploring material and conceptual practice.

#### Appreciation of Current Practice

An appreciation and understanding of the artistry in visual and digital imaging, drawing on the practice of contemporary practitioners to inform their own ideas and making.





You don't  
take a photograph,  
you make it.  
-Ansel Adams





## ASSESSMENT – 60% Practically Based Course

60% Making + 40% Critical and Historical Interpretations. There will be one theory and one practical assessment per semester.

## YES!! YOU CAN CHOOSE TWO ART ELECTIVES

You may select Visual Arts AND Photographic & Digital Media.

### *Units of Work*

*\*these are differentiated to meet the learner needs*

## Unit 1: Photography 101

Students create a portfolio of Photographs that appropriates and responds to works by famous photographers across the genres of still life, landscape, portraiture and architectural photography. Learn the basics of composition lighting, and manual functions of a Digital Camera. Explore the essentials of Adobe Photoshop and Lightroom in order to edit and refine high quality photographs. In Critical and Historical Studies students create a video presentation that applies their understanding of the material and conceptual practice of a chosen 'master of photography', and how they utilise techniques and ideas to explore conventions in their photography.



## Unit 2: On Screen – Creating a Short Film



Introduction to film & editing using DSLR cameras, tripods, lighting studio and green screen. Focus on post-production skills in Adobe Premiere Pro to produce a Music Video or short Experimental/narrative Film. Research and integrate the practice of traditional and contemporary film makers.









## Unit 3: Still Life & Lighting – Studio & Natural Light

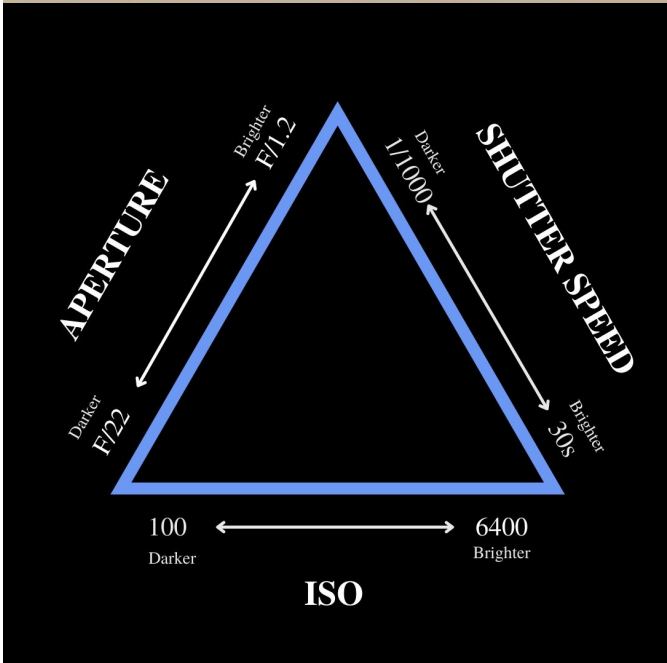
Explore compositions, studio + natural lighting conditions and editing techniques in order to capture still life photographs like a professional, combining the visual aesthetic of editorial magazine photography with innovative artistry, Long Exposure, Macro Lens and Scanography. In Critical and Historical Studies students explore the practice of contemporary photographers who explore the Still Life genre in innovative and conceptually rich ways.



## Unit 4: Alternative Photographic Processes

Students explore historical approaches to photographic processes that go beyond the digital camera. Techniques explored include projection, scanography, collage, 3D photo-sculpture, cyanotype and photograms. Students will take creative risks in making photographic/digital/3D works. Students research, write about and integrate the practice of past traditions exploring the concept of the Cabinet of Curiosities and its historical implications.





## Build your futures skills and capabilities in 21st Century Multimedia Equipment, expressive forms and software.

Access our wide range of professional photography tools, equipment, software and purpose-built digital studio to create cutting edge works using:

- Canon 700D DSLR cameras
- Canon 6D full frame + wide angle lens
- Adobe Creative Suite
- Specialty lenses (macro, portrait and telephoto)
- Underwater camera
- Flash mount
- Reflectors and Lighting









"Photography takes an instant out of time, altering life by holding it still."

— Dorothea Lange

For me, the subject of the picture is always more important than the picture

— Diane Arbus

The still must tease with the promise of a story the viewer of it itches to be told

— Cindy Sherman

**Telephone:**

(61) (02) 9922 6666

**Facsimile:**

(61) (02) 9957 5098

**Email:**

northsydgi-h.school@det.nsw.edu.au

**Address:**

North Sydney Girls High School  
365 Pacific Highway  
(Pacific Highway & Cnr David Street)  
Crows Nest, New South Wales, 2065  
Australia

